



FINDING THE LEADERS OF TOMORROW TODAY

OUTCOMES

UVA students are given many opportunities to excel and find their best future. These include a dedicated University Career Center team; an active alumni network full of driven, successful Hoos committed to coming back and giving back; and access to a host of internships, externships, honors programs, and fellowships.

96%

6-YEAR GRADUATION RATE IS THE HIGHEST AMONG PUBLICS

240,000+

ALUMNI IN OUR GROWING GLOBAL NETWORK

#1

BEST PUBLIC COLLEGE FOR FINANCIAL AID (PRINCETON REVIEW, 2024)

83K

AVERAGE EARLY CAREER SALARY (2023 Payscale COLLEGE SALARY REPORT)

100%

OF UNMET FINANCIAL NEED IS COVERED FOR ALL U.S. STUDENTS

#5

BEST PUBLIC NATIONAL UNIVERSITY (U.S. NEWS & WORLD REPORT, 2024)



To learn more about admission to the University of Virginia, please visit admission.virginia.edu

Dear Colleagues,

Each year we share the new edition of our Counselor Profile with our friends in the college counseling community. We hope you enjoy the 2024-25 version and find it helpful as you guide your students, and support those who love and care about them.

As you might expect, we continue to assess the outcome of the 2023 Supreme Court decision on the use of race in college admission. While it will still take time to fully understand the true impact of the decision, the benefits of a diverse educational environment are powerful and well documented. We will continue to follow the rule of law, but we will always work tirelessly to recruit and enroll dynamic, talented, and diverse students to UVA.

We believe that each applicant is unique, especially in terms of lived experience, personal journey, and life story. Admission decisions are never based on numbers or statistics alone, and no one fits neatly into a single box.

We are currently studying our standardized testing policy for 2026 and will have information on our admission requirements for current high school juniors by early 2025. We remain Test Optional for the 2024-25 admission cycle. Additionally, this year we have decided to return to offering Admit, Defer, and Deny decisions in our Early Decision and Early Action rounds.

We are at our best when working collaboratively and collegially and here at UVA we have deep respect for the work you do. Your tireless effort on behalf of students and families is awe inspiring. I expect your job is more challenging each year and that you and your students will have questions as we begin the new admission cycle. Please know we are here to help however and whenever possible.

I send best wishes for the year ahead. Thank you for your leadership and partnership.

Warm regards,

Greg W. Roberts
Associate Vice Provost of Enrollment and Undergraduate Admission

ADDITIONAL UPDATES

LEGACY STATUS IN THE APPLICATION REVIEW

In July 2024, the General Assembly in the state of Virginia eliminated “legacy” status in the application review in Virginia. The General Assembly did not eliminate consideration of an applicant’s experience (or life journey) as a child of an alumni as a factor in the application review. As such, we offer an optional writing prompt that invites ALL applicants to share with us information about their historic connection to UVA and how this has impacted their personal journey and growth.

CHANGES TO EARLY DECISION AND EARLY ACTION DECISIONS

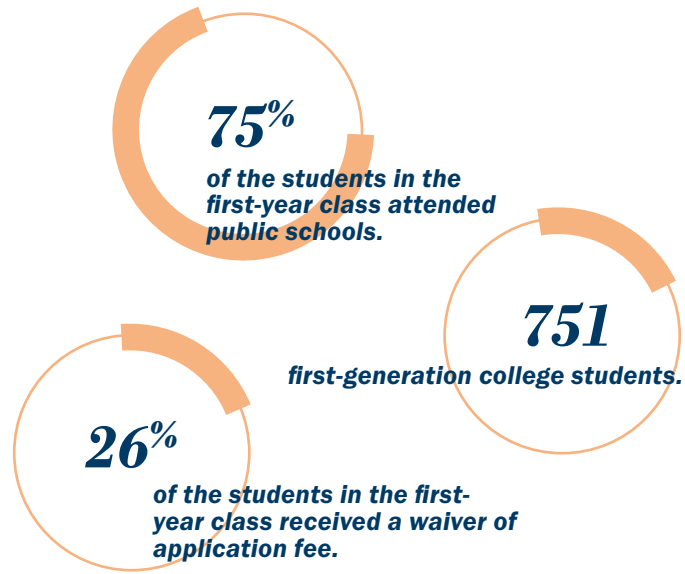
Last year we changed our early application (ED, EA) decisions from Admit, Defer, Deny to decisions of Admit, Wait List, Deny. After reviewing this policy for a year and speaking with students and counselors we have decided to move back to deferring early applicants and therefore eliminating the WL option for the first two rounds.

COUNSELOR UPDATES

Scan the QR code below for the Counselor page of our website. We will post statistics after each round of the application review, information about upcoming in-person and virtual counselor events, and more on this page throughout the year.



BACKGROUND OF THE FIRST-YEAR CLASS OF 2028

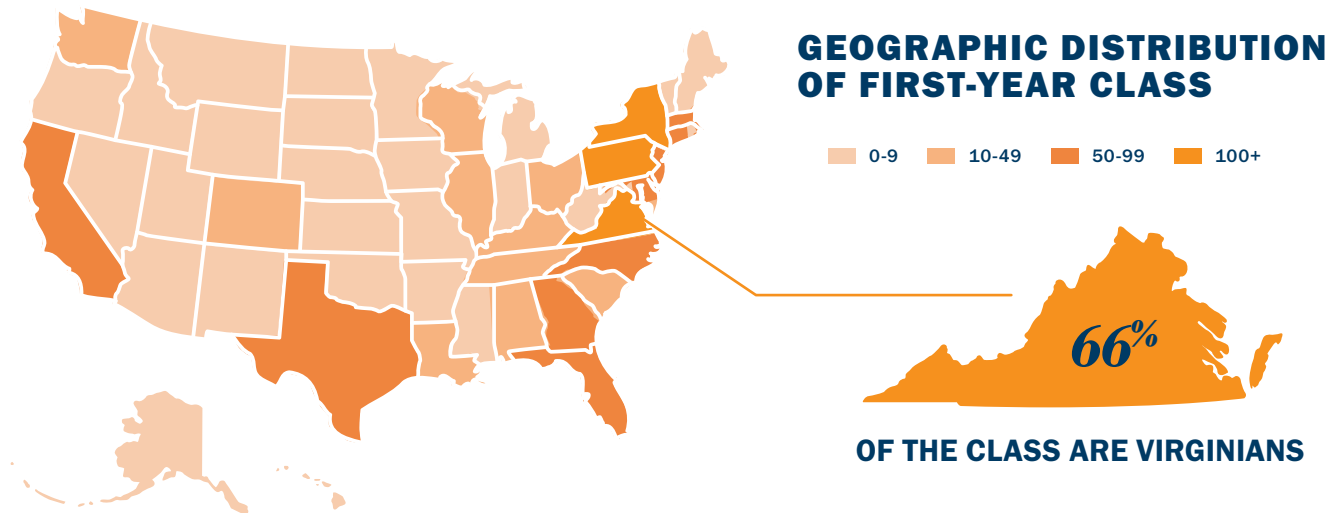


AFFORDABILITY AND VALUE

Inspired by the Jeffersonian ideal of an inclusive community of citizen scholars, we make top-notch higher education affordable. At the University of Virginia, we cover

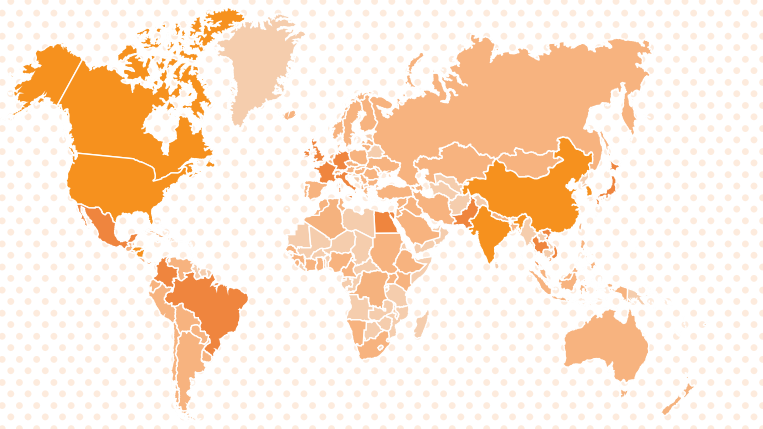
100%

of the unmet financial need for all U.S.-based students through scholarships, grants, work-study, and need-based loans. Plus, we accept students solely on their academic merit, regardless of their ability to pay, because we know tomorrow’s leaders can come from anywhere.



REPRESENTING
97 NATIONS
OUTSIDE OF THE US

Legend: 0, 1-6, 7-20, 21+



ACADEMIC RANKINGS

The University of Virginia ranks among the nation’s best colleges and universities. Since *U.S. News* began a separate listing of the top 50 public universities, UVA has been ranked fifth or higher. In the 2024 rankings edition, we placed 5th among public universities and 24th among all national universities.

SCHOLARS PROGRAMS: THE ECHOLS, RODMAN, AND COLLEGE SCIENCE SCHOLARS (CSS)

The Echols, Rodman, and College Science Scholars (CSS) programs are three scholars programs at the University of Virginia. No special application is required for admission to these programs; everyone who applies for admission is automatically considered. In selecting candidates for the Echols and Rodman programs, the Committee on Admission looks for applicants who have excelled academically and exhibit unusual intellectual curiosity. Students selected to CSS have demonstrated a desire to perform scientific research at the University.

CLASS RANK IN SECONDARY SCHOOL

Summary by school of students who were in the top ten percent of their secondary school. Sixty-six percent of students are from schools that do not report rank.

TOP TEN	ARTS & SCIENCES	806 (84%)
	ENGINEERING	244 (88%)
	NURSING	38 (91%)
	ARCHITECTURE	25 (64%)
	KINESIOLOGY	22 (88%)



ENROLLMENT SUMMARY BY ENTRY PROGRAM

	Applications Received	Offered Admission	Enrolled
ARTS AND SCIENCES	42,714	7,340	3,024
ENGINEERING	11,607	2,056	727
NURSING	1,994	177	91
ARCHITECTURE	1,382	232	98
KINESIOLOGY	1,269	119	60
TOTAL	58,966	9,924	4,000

OFFER & YIELD RATES

	Offer Rate	Yield Rate
TOTAL		
EARLY ACTION	18%	34%
EARLY DECISION	28%	98%
REGULAR DECISION	12%	27%
ALL	17%	40%
IN-STATE		
EARLY ACTION	29%	53%
EARLY DECISION	31%	99%
REGULAR DECISION	15%	53%
ALL	26%	62%
OUT-OF-STATE		
EARLY ACTION	14%	18%
EARLY DECISION	23%	95%
REGULAR DECISION	11%	18%
ALL	13%	24%